Snare Drum Daily Drills

EIGHT ON A HAND

Trey Cross

♩=80-200



1. Play at each height, Levels 1,2,3, and 4
2. Buzz each stroke

SINGLES 1.0

♩=80-200



1. Play at each height, levels 1,2,3, and 4
2. Buzz each stroke

SINGLES 2.0

♩=80-200



1. Play at each height, levels 1,2,3, and 4
2. Buzz each stroke

THE CHICKEN AND THE ROLL

♩=80-200



1. As tempo increases, go from using wrist for both doubles to using a combination of wrist, fingers, and rebound
2. Play the doubles at the same height as the 8th note "check pattern"

17 Stroke Roll **13 Stroke Roll** **9 Stroke Roll** **5 Stroke Roll**

𝅗𝅥=100+



1. These must be played fast enough to remove any "gaps" in the roll
2. Try going through the "pressure spectrum" for each repition. The first time, push so far into the head that you create a deadstroke Each time, push into the drum head less, until you achieve two strokes per hand.

ACCENT TAP

♩=80+200



1. Each accent should be Level 4 (a vertical stick heigh) and each tap should be Level 1 (a horizontal stick height)
2. Each accent should be a down stroke (a Level 4 stroke that ends at Level 1)

THE GRID

♩=80+200+





1.Play as a "4-2-1" sequence...Four times for each accent, 2 times for each accent, 1 time for each accent
2. Replace accent wiith flams or doubles