


2 Mallet Crash Course

Trey Cross

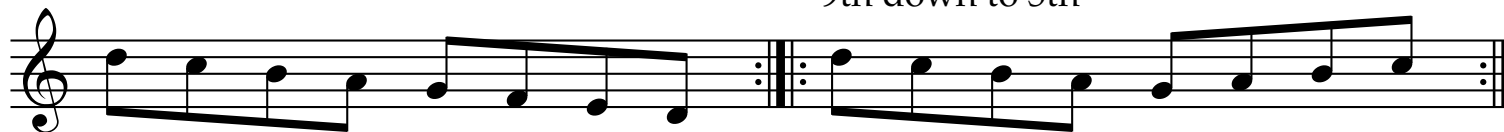
Root-5th

Root-9th



This block contains two musical staves. The first staff is labeled 'Root-5th' and shows a sequence of eighth notes: C4, G4, C5, G5, C6, G6, C7, G7. The second staff is labeled 'Root-9th' and shows a sequence of eighth notes: C4, G4, C5, G5, C6, G6, C7, G7, C8, G8.

9th down to 5th



This block contains one musical staff labeled '9th down to 5th'. It shows a sequence of eighth notes: C4, G4, C5, G5, C6, G6, C7, G7, C8, G8, F8, E8, D8, C8.

Green Scales



This block contains one musical staff labeled 'Green Scales'. It shows a sequence of eighth notes: C4, D4, E4, F4, G4, A4, B4, C5, D5, E5, F5, G5, A5, B5, C6, D6, E6, F6, G6, A6, B6, C7, D7, E7, F7, G7, A7, B7, C8, D8, E8, F8, G8, A8, B8, C9.



This block contains one musical staff showing a sequence of eighth notes: C4, D4, E4, F4, G4, A4, B4, C5, D5, E5, F5, G5, A5, B5, C6, D6, E6, F6, G6, A6, B6, C7, D7, E7, F7, G7, A7, B7, C8, D8, E8, F8, G8, A8, B8, C9.



This block contains one musical staff showing a sequence of eighth notes: C4, D4, E4, F4, G4, A4, B4, C5, D5, E5, F5, G5, A5, B5, C6, D6, E6, F6, G6, A6, B6, C7, D7, E7, F7, G7, A7, B7, C8, D8, E8, F8, G8, A8, B8, C9.

Thirds



This block contains one musical staff labeled 'Thirds'. It shows a sequence of eighth notes: C4, E4, G4, B4, C5, E5, G5, B5, C6, E6, G6, B6, C7, E7, G7, B7, C8, E8, G8, B8.

Double Stops

The Major Arpeggio




This block contains two musical staves. The first staff is labeled 'Double Stops' and shows a sequence of eighth notes: C4, E4, G4, B4, C5, E5, G5, B5, C6, E6, G6, B6, C7, E7, G7, B7, C8, E8, G8, B8. The second staff is labeled 'The Major Arpeggio' and shows a sequence of eighth notes: C4, E4, G4, B4, C5, E5, G5, B5, C6, E6, G6, B6, C7, E7, G7, B7, C8, E8, G8, B8.

"All State"

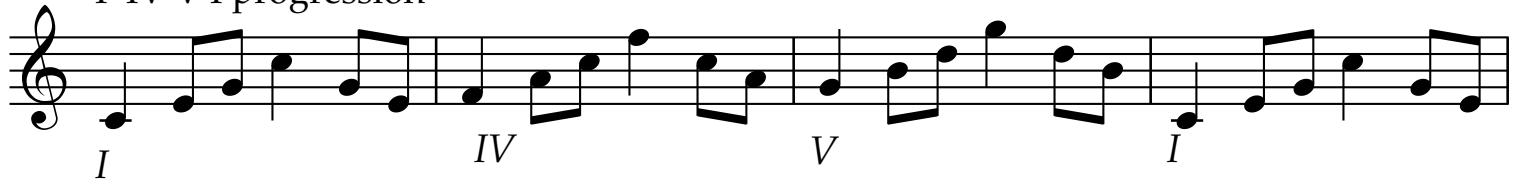


This block contains one musical staff labeled '"All State"'. It shows a sequence of eighth notes: C4, E4, G4, B4, C5, E5, G5, B5, C6, E6, G6, B6, C7, E7, G7, B7, C8, E8, G8, B8.

The scale, in arpeggios
(with Roman Numeral Chord Symbols)



I IV V I progression



I vi IV V progression



All of these exercises are written in C major, but can and should be practiced in all keys as the student progresses.

The chord progressions can be modified so that the V chords become V7 chords.

I introduce this material, especially the first page, almost immediately to students and have the whole class work out together with these exercises to develop fundamental skills and flexibility in each key.

Having these (or similar exercises) down cold will greatly help students develop their reading skills as well as their technical skills.

Try having the student play these exercises while looking forward or even with their eyes closed. This skill will apply to reading.